

## Level II - (RC) Baptism Gestures Card Materials

### Supplies Needed

- White folders (2 folders needed)
- White card (2 sheets A4)
- Black and red pens;
- Coloured pencils
- Optional:* laminating materials

### Material Description

The Level II Gestures of Baptism Card Materials are comprised of 2 white packets (folders). Each folder has four A5 made square white cards. One folder is for 4 picture cards– with coloured illustrations of the Baptism gestures that were introduced in Level I. The other folder contains 4 text cards – with text describing the significance of these Baptism gestures.

### To Make the Gestures of Baptism (Picture) Card Materials

1. Copy or trace the pictures of the gestures onto card stock.
2. Colour the pictures, as directed.
3. Trim to A5 made square
4. *Optional:* Laminate the cards.
5. Make (or use a commercial) folder that comfortably holds the four picture cards.
6. On the front of the folder, write the title: **Gestures of Baptism.**


### To Make the Significance of the Gestures of Baptism (Text) Card Materials

1. *It is preferred that the cards be hand written.*
2. Review the text card content that is provided on the following pages.
3. Trim 4 cards to A5 made square.
4. Use a lined template under your paper squares as a writing guide and lightly copy the text onto the cards in pencil. Outline with a black, non-smear, pen. Erase any visible pencil marks.
5. *Optional:* Laminate the cards
6. Make (or use a commercial) folder that comfortably holds the 4 cards.
7. On the front of the folder, write the title:  
**Significance of the Gestures of Baptism**

NOTE: See pictures of these cards in the Level II Online Materials Manuals (Baptism).

# Gestures of Baptism

Significance  
of the Gestures  
of Baptism



L2 Baptism Gestures

small cross

Colour the cross red.

(no words on back)


The cross is the sign of the resurrection of Christ. A small cross is traced on the forehead of the child to impress it in his/her heart.

L2 Baptism  
Significance of the Gestures

small cross

Text is written in black.

(no words on back)



L2 Baptism Gestures

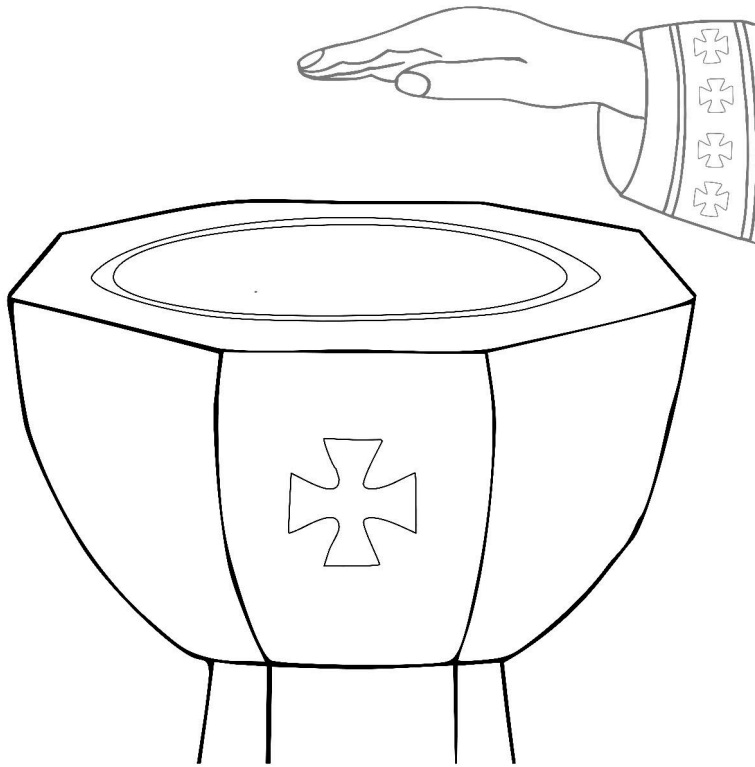
large cross  
Colour the cross red.

(no words on back)

The cross is the sign of the resurrection of Christ. The priest blesses the child with a large sign of the cross to defend him, like a shield.

Front: L2 Baptism  
Significance of the Gestures

large cross  
Text is written in black.  
(no words on back)



## L2 Baptism Gestures

imposition of the hand  
Colour the water in the font  
blue. The hand may be flesh  
coloured.

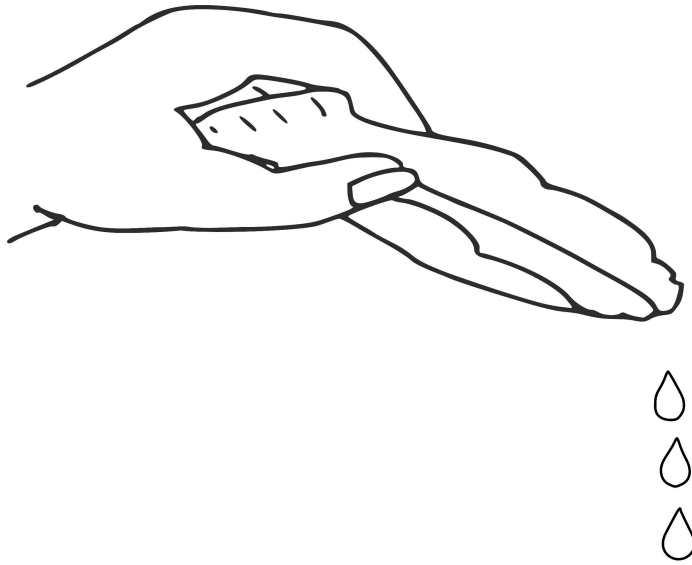
(no words on back)

The imposition of the hand  
is a sign of the gift of the  
Holy Spirit.

Front: L2 Baptism  
Significance of the Gestures

Imposition of the hand  
Text is written in black.

(no words on back)



## L2 Baptism Gestures

pouring of the water  
Colour the water in the shell  
and the droplets of water blue.  
The hand may be flesh coloured.

(no words on back)

Water is the sign of  
purification from original  
sin and of new life given  
to the child.

## L2 Baptism Significance of the Gestures

pouring of the water  
Text is written in black.  
(no words on back)